



1SS181

Switching Diodes

DESCRIPTION

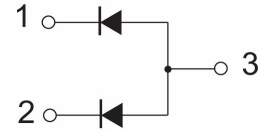

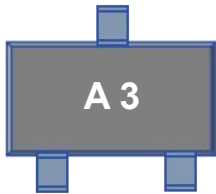
The 1SS181 meet the ROHS and Green Product requirement with full function reliability approved.

FEATURES

- * Low forward voltage
- * Fast reverse recovery time

MARKING

Type Code: Marking: A3



ABSOLUTE MAXIMUM RATINGS(TA=25°C, unless otherwise specified.)

SYMBOL	PARAMETER	VALUE	UNIT
VRM	Non-Repetitive Peak Reverse Voltage	85	V
VR	DC Blocking Voltage	80	V
IFM	Forward Continuous Current	0.3	A
IO	Average Rectified Output Current	0.1	A
IFSM	Non-Repetitive Peak Forward Surge Current @t=8.3ms	2.0	A
PD	Power Dissipation	0.15	W
TJ	Junction Temperature	150	°C
TSTG	Storage Temperature	-55~150	°C
RθJA	Thermal Resistance from Junction to Ambient	833	°C/W

Notes: Absolute maximum ratings are those values beyond which the device could be permanently damaged.

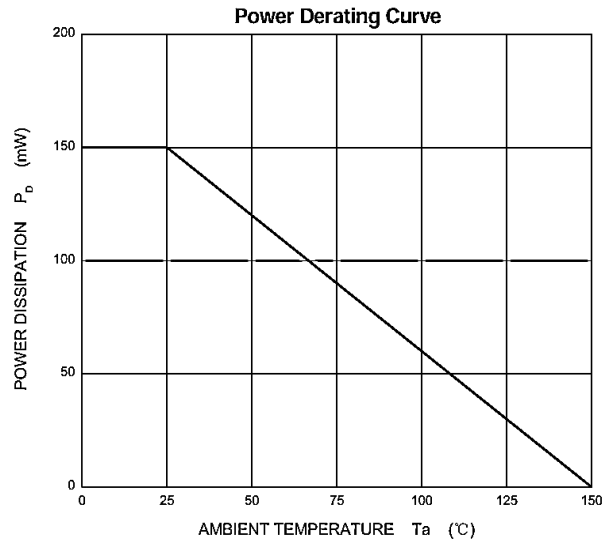
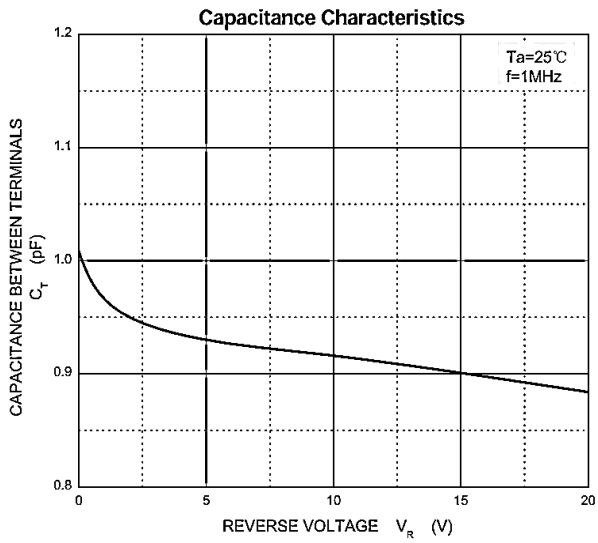
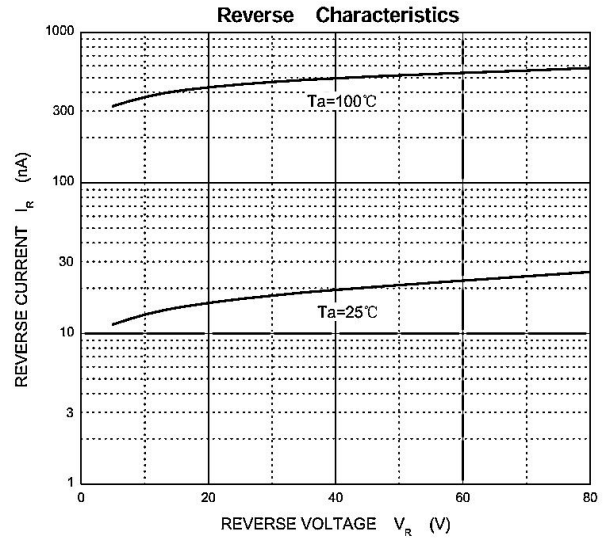
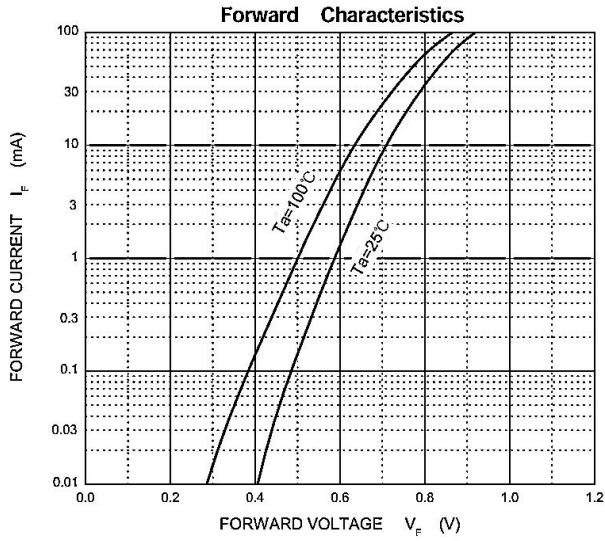
Absolute maximum ratings are stress ratings only and functional device operation is not implied.

ELECTRICAL CHARACTERISTICS (TA=25°C, unless otherwise specified)

PARAMETER	SYMBOL	TEST CONDITIONS	MIN	TYP	MAX	UNIT
Reverse breakdown voltage	V(BR)	IR=100μA	80			V
Reverse current	IR1	VR=30V			0.1	μA
	IR2	VR=80V			0.5	μA
Reverse breakdown voltage	VF	IR=1mA		0.61		V
		IR=10mA		0.74		V
		IR=100mA		0.92	1.2	V
Capacitance between terminals	CT	VR=0,f=1MHz		2.2	4.0	pF
Reverse recovery time	trr	IF=IR=10mA,Irr=0.1×IR		1.6	4.0	ns



■ Typical Characteristics

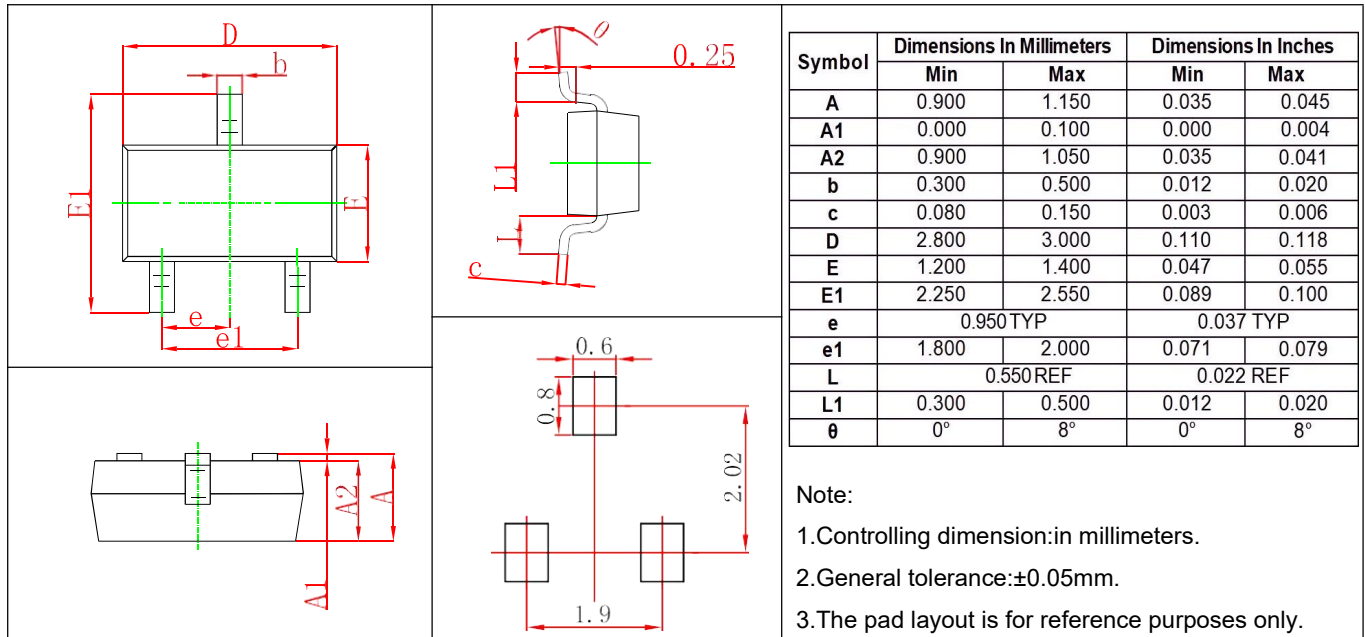




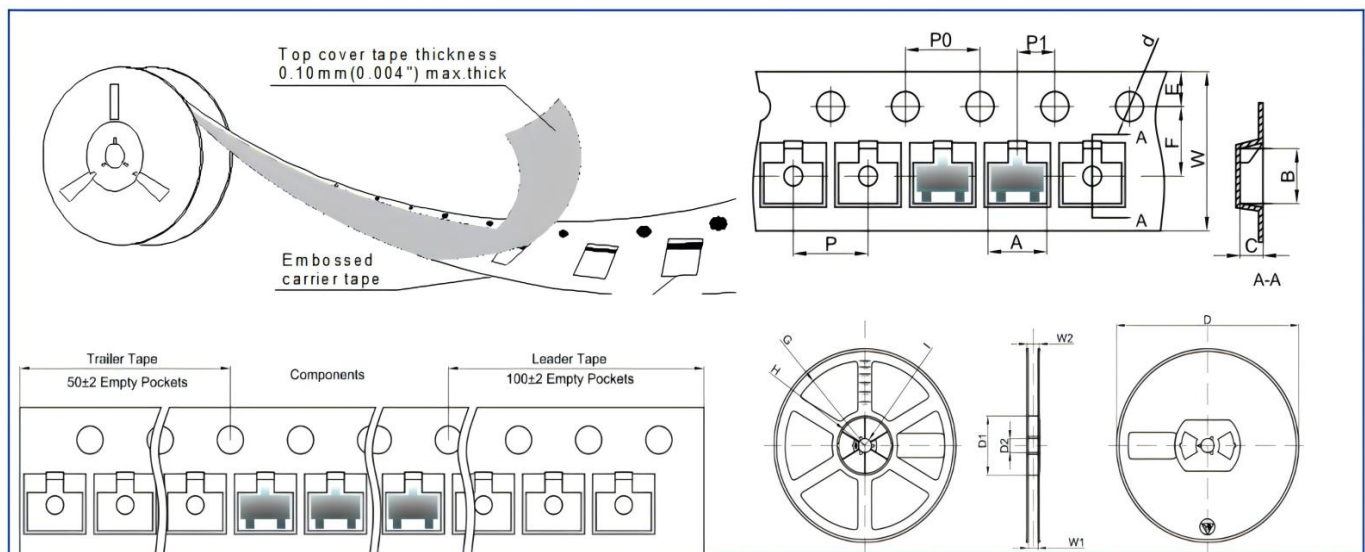
1SS181

Switching Diodes

■ SOT23 PACKAGE OUTLINE DIMENSIONS



■ REEL PACKING



Dimensions are in millimeter										
PKG TYPE	A	B	C	d	E	F	Po	P	P1	W
SOT-23	3.15	2.77	1.22	Φ1.50	1.75	3.50	4.00	4.00	2.00	8.00
Reel Optiom	D	D1	D2	G	H	I	W1	W2	Q.TY PER REEL	
7" Dia	Φ178.0	54.40	13.00	R78.00	R25.60	R6.50	9.50	12.30	3000PCS	
13" Dia	φ330.0	/	13.00	/	/	R6.50	9.50	12.30	10000PCS	